




1. I have been told about the study and I know why it is being done and what to do. I know that I do not have to do it if I do not want to. If I have questions I can ask my teacher. I know that I can stop at any time.

		Response Percent	Response Count
I understand and will begin the survey.		100.0%	20
I would rather not do it.		0.0%	0
answered question			20
skipped question			0





2. Where do you go to school?

		Response Percent	Response Count
IS 53		0.0%	0
IS 109		0.0%	0
IS 137		0.0%	0
IS 192		0.0%	0
IS 210		0.0%	0
IS 226		0.0%	0
IS 238		0.0%	0
MS 202		0.0%	0
PS 42		0.0%	0
PS 197		0.0%	0
PS 223		0.0%	0
PS/IS 116		0.0%	0
PS/IS 225		0.0%	0
Al-Ihsan Academy		100.0%	20
August Martin HS		0.0%	0
Beach Channel HS		0.0%	0
Business Computer Application HS		0.0%	0
Christ Lutheran School		0.0%	0
Devine Mercy Catholic Academy Elementary and Middle School		0.0%	0
Far Rockaway HS		0.0%	0
Grace Lutheran Day School		0.0%	0
John Adams HS		0.0%	0



Richmond Hill HS	0.0%	0
St. Francis De Sales School	0.0%	0
St. Joachim and Anne	0.0%	0
St. Joseph's Parish Day	0.0%	0
St. Rose of Lima School	0.0%	0
Other	0.0%	0
other school (please specify)		0
answered question		20
skipped question		0

3. What grade are you in?			
		Response Percent	Response Count
3		0.0%	0
4		100.0%	20
5		0.0%	0
answered question			20
skipped question			0


4. How often do you use your computer at home for homework?

		Response Percent	Response Count
I don't have a computer at home		10.0%	2
I don't use my home computer for homework		15.0%	3
A few times a year		0.0%	0
About once a month		0.0%	0
About once a week		45.0%	9
Almost every night		30.0%	6
answered question			20
skipped question			0


5. Compared to last year, this year my teachers are using computers...

		Response Percent	Response Count
less		0.0%	0
about the same amount		5.0%	1
more		95.0%	19
answered question			20
skipped question			0


6. Compared to last year, this year students in my grade are using computers...

		Response Percent	Response Count
less		0.0%	0
about the same amount		22.2%	4
more		77.8%	14
answered question			18
skipped question			2


7. During this school year, how much time per week did you spend using computers in your class(es)?

		Response Percent	Response Count
Not at all		0.0%	0
Once a week		0.0%	0
2 times a week		95.0%	19
3 or 4 times a week		5.0%	1
Every day		0.0%	0
answered question			20
skipped question			0



8. During this school year, I typed up reports and assignments.

		Response Percent	Response Count
Yes		100.0%	18
No		0.0%	0
answered question			18
skipped question			2



9. During this school year, I made spreadsheets and graphs.

		Response Percent	Response Count
Yes		100.0%	18
No		0.0%	0
answered question			18
skipped question			2



10. During this school year, I used blogs to communicate with other students and teachers

		Response Percent	Response Count
Yes		5.6%	1
No		94.4%	17
answered question			18
skipped question			2


11. During this school year, I did research on the Internet for a report or assignment.

		Response Percent	Response Count
Yes		94.4%	17
No		5.6%	1
answered question			18
skipped question			2


12. During this school year, I made a PowerPoint presentation.

		Response Percent	Response Count
Yes		88.9%	16
No		11.1%	2
answered question			18
skipped question			2


13. During this school year, I used the computer to make a graphic novel.

		Response Percent	Response Count
Yes		100.0%	18
No		0.0%	0
answered question			18
skipped question			2


14. During this school year, I took a test on the computer.

		Response Percent	Response Count
Yes		100.0%	18
No		0.0%	0
answered question			18
skipped question			2



15. During this school year, I used a computer program to improve my study skills or learning skills.

		Response Percent	Response Count
Yes		100.0%	18
No		0.0%	0
answered question			18
skipped question			2



16. During this school year, I made or listened to a podcast.

		Response Percent	Response Count
Yes		100.0%	18
No		0.0%	0
answered question			18
skipped question			2



17. During this school year, I made or edited a webpage or worked in a web environment, like a wikispace.

		Response Percent	Response Count
Yes		0.0%	0
No		100.0%	18
answered question			18
skipped question			2



18. This school year, I collected data using equipment that go with the computer, like probes or PDAs.

		Response Percent	Response Count
Yes		0.0%	0
No		100.0%	18
answered question			18
skipped question			2












19. This school year, I made or edited a video or movie.

		Response Percent	Response Count
Yes		0.0%	0
No		100.0%	18
answered question			18
skipped question			2

20. During the past school year, I created or contributed to a web-based map or timeline.

		Response Percent	Response Count
Yes		0.0%	0
No		100.0%	18
answered question			18
skipped question			2

21. In which subjects do you use technology. (Check all that apply)

		Response Percent	Response Count
Math		94.4%	17
Sciences		94.4%	17
English Language Arts		94.4%	17
Social Studies		0.0%	0
Art		0.0%	0
Music		0.0%	0
Physical Education/Gym		0.0%	0
ESL or ELL		5.6%	1
Computer Class		94.4%	17
Multi-Media		5.6%	1
None of the Above		0.0%	0
Other (please specify)			0
answered question			18
skipped question			2

22. Do you know how to use the following equipment, applications or web sites?

	Yes	No	Response Count
Digital camera or video	61.1% (11)	38.9% (7)	18
Audacity or GarageBand	11.1% (2)	88.9% (16)	18
iMovie or Movie Maker	55.6% (10)	44.4% (8)	18
Wikispaces	100.0% (18)	0.0% (0)	18
Teacher/Classroom Blogs	100.0% (18)	0.0% (0)	18
Comic Life	100.0% (18)	0.0% (0)	18
answered question			18
skipped question			2

23. How much do you agree with these statements?

	I agree	I'm not sure	I disagree	Rating Average	Response Count
I am able to learn more when I use computers in my school.	88.2% (15)	11.8% (2)	0.0% (0)	1.12	17
I work harder on my assignments when I am using a computer.	100.0% (17)	0.0% (0)	0.0% (0)	1.00	17
I would be a better student if I got to use technology more in school.	100.0% (17)	0.0% (0)	0.0% (0)	1.00	17
Teachers in this school know a lot about how to use computers to help students learn more.	100.0% (17)	0.0% (0)	0.0% (0)	1.00	17
There are enough computers in my school for students to use for their schoolwork.	100.0% (17)	0.0% (0)	0.0% (0)	1.00	17
I am using computers in my class (es) in ways that other students in this school are not.	64.7% (11)	35.3% (6)	0.0% (0)	1.35	17
I have shown other students how to do things with computers.	94.1% (16)	0.0% (0)	5.9% (1)	1.12	17
I have shown a teacher how to do things with computers.	41.2% (7)	41.2% (7)	17.6% (3)	1.76	17
I use computers more in my class (es) than other students in this school	23.5% (4)	70.6% (12)	5.9% (1)	1.82	17
answered question					17
skipped question					3